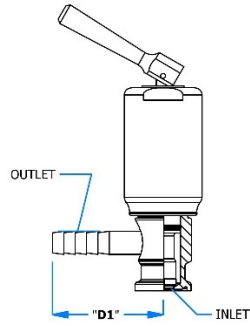
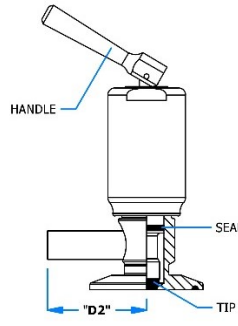


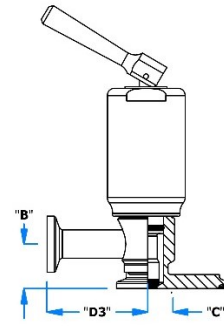
**SANITARY ANGLE SAMPLE VALVES – TOGGLE HANDLE**



INLET – FRAC. TC;  
OUTLET – HOSE BARB;



INLET – CONC. TC;  
OUTLET – TUBE;



INLET – ECC. TC;  
OUTLET – TC;

SANITARY ANGLE SAMPLE VALVES – TOGGLE HANDLE (Ø 0.370" INLET BORE SIZE)					
3/8" HB OUTLET	INLET	PART #	"B" DIM	"C" DIM	"D1" DIM
	0.5" & 0.75"	TCGA2A*	0.86"		1.94"
	1.0" CONC.	TCGMA2A	0.83"		1.94"
	1.0" ECC.	TCGMD2A	0.83"	0.222"	1.94"
	1.5" CONC.	TCGTA2A	0.83"		1.94"
	1.5" ECC.	TCGTD2A	0.83"	0.472"	1.94"
	2.0" CONC.	TCHAA2A	0.83"		2.25"
	2.0" ECC.	TCHAD2A	0.83"	0.722"	1.94"
	2.5" CONC.	TCHKA2A	0.83"		2.50"
	2.5" ECC.	TCHKD2A	0.83"	0.970"	1.94"
	3.0" CONC.	TCJEA2A	0.83"		2.75"
	3.0" ECC.	TCJED2A	0.83"	1.222"	1.94"
4.0" CONC.	TCJUA2A	0.83"		3.25"	
4.0" ECC.	TCJUD2A	0.83"	1.704"	1.94"	
3/8" TUBE OUTLET	INLET	PART #	"B" DIM	"C" DIM	"D2" DIM
	0.5" & 0.75"	TCGGB2A	0.86"		2.00"
	1.0" CONC.	TCGMB2A	0.84"		2.25"
	1.0" ECC.	TCGME2A	0.84"	0.222"	2.03"
	1.5" CONC.	TCGTB2A	0.84"		2.25"
	1.5" ECC.	TCGTE2A	0.84"	0.472"	2.03"
	2.0" CONC.	TCHAB2A	0.84"		2.75"
	2.0" ECC.	TCHAE2A	0.84"	0.722"	2.03"
	2.5" CONC.	TCHKB2A	0.84"		3.00"
	2.5" ECC.	TCHKE2A	0.84"	0.970"	2.03"
	3.0" CONC.	TCJEB2A	0.84"		3.25"
	3.0" ECC.	TCJEE2A	0.84"	1.222"	2.03"
4.0" CONC.	TCJUB2A	0.84"		3.75"	
4.0" ECC.	TCJUE2A	0.84"	1.704"	2.03"	
1/2" TUBE OUTLET	INLET	PART #	"B" DIM	"C" DIM	"D2" DIM
	0.5" & 0.75"	TCGHB2A	0.83"		2.00"
	1.0" CONC.	TCGNB2A	0.80"		2.25"
	1.0" ECC.	TCGNE2A	0.80"	0.222"	2.03"
	1.5" CONC.	TCGUB2A	0.80"		2.25"
	1.5" ECC.	TCGUE2A	0.80"	0.472"	2.03"
	2.0" CONC.	TCHBB2A	0.80"		2.75"
	2.0" ECC.	TCHBE2A	0.80"	0.722"	2.03"
	2.5" CONC.	TCHLB2A	0.80"		3.00"
	2.5" ECC.	TCHLE2A	0.80"	0.970"	2.03"
	3.0" CONC.	TCJFB2A	0.80"		3.25"
	3.0" ECC.	TCJFE2A	0.80"	1.222"	2.03"
4.0" CONC.	TCJVB2A	0.80"		3.75"	
4.0" ECC.	TCJVE2A	0.80"	1.704"	2.03"	

**SANITARY ANGLE SAMPLE VALVES – TOGGLE HANDLE**

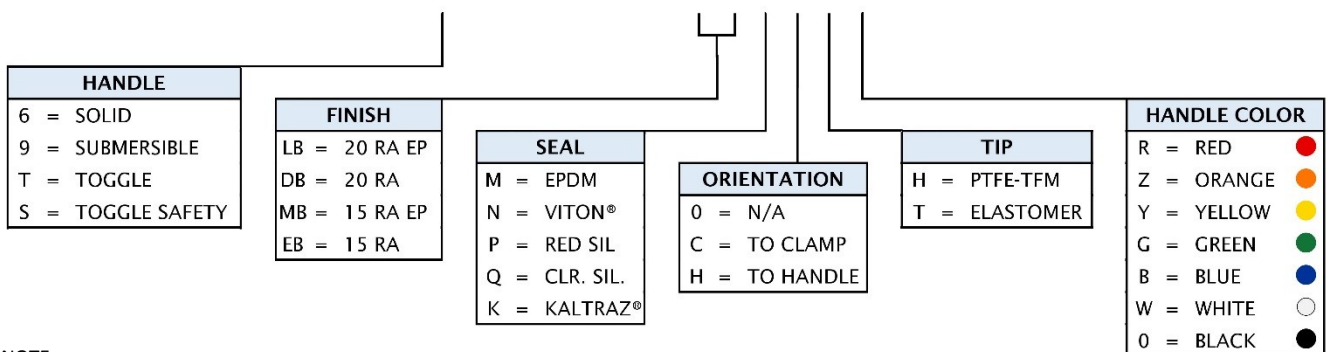
SANITARY ANGLE SAMPLE VALVES – TOGGLE HANDLE (Ø 0.370" INLET BORE SIZE)					
	INLET	PART #	"B" DIM	"C" DIM	"D3" DIM
1/2" TC OUTLET	0.5" & 0.75"	TCGHC2A	0.83"		2.00"
	1.0" CONC.	TCGNC2A	0.80"		2.25"
	1.0" ECC.	TCGNF2A	0.80"	0.222"	2.03"
	1.5" CONC.	TCGUC2A	0.80"		2.25"
	1.5" ECC.	TCGUF2A	0.80"	0.472"	2.03"
	2.0" CONC.	TCHBC2A	0.80"		2.75"
	2.0" ECC.	TCHBF2A	0.80"	0.722"	2.03"
	2.5" CONC.	TCHLC2A	0.80"		3.00"
	2.5" ECC.	TCHLF2A	0.80"	0.970"	2.03"
	3.0" CONC.	TCJFC2A	0.80"		3.25"
	3.0" ECC.	TCJFF2A	0.80"	1.222"	2.03"
	4.0" CONC.	TCJVC2A	0.80"		3.75"
4.0" ECC.	TCJVF2A	0.80"	1.704"	2.03"	

	INLET	PART #	"B" DIM	"C" DIM	"D1" DIM
1/2" HB OUTLET	0.5" & 0.75"	TCGHA2A	0.83"		1.94"
	1.0" CONC.	TCGNA2A	0.81"		1.94"
	1.0" ECC.	TCGND2A	0.81"	0.222"	1.94"
	1.5" CONC.	TCGUA2A	0.81"		1.94"
	1.5" ECC.	TCGUD2A	0.81"	0.472"	1.94"
	2.0" CONC.	TCHBA2A	0.81"		2.25"
	2.0" ECC.	TCHBD2A	0.81"	0.722"	1.94"
	2.5" CONC.	TCHLA2A	0.81"		2.50"
	2.5" ECC.	TCHLD2A	0.81"	0.970"	1.94"
	3.0" CONC.	TCJFA2A	0.81"		2.75"
	3.0" ECC.	TCJFD2A	0.81"	1.222"	1.94"
	4.0" CONC.	TCJVA2A	0.81"		3.25"
4.0" ECC.	TCJVD2A	0.81"	1.704"	1.94"	

**SANITARY ANGLE SAMPLE VALVES – TOGGLE HANDLE CONFIGURATION**

EXAMPLE: PART# **TCGGA2A\*** – 3/8" HB OUTLET X 0.5" TC INLET ANGLE SAMPLE VALVE

**TCGGA2A** - - - - -



NOTE:

Custom end connections available on request. Please contact a sales representative.

VITON® is a registered trademark of DuPont Performance Elastomers.  
KALTRAZ® is a registered trademark of Advant O Seal.

## SANITARY ANGLE SAMPLE VALVES – TOGGLE HANDLE – SPARES

SAMPLE VALVE SPARE SEALS FOR STEM CAN BE ORDERED IN TWO PACKAGING TYPES DEPENDING ON INVENTORY REQUIREMENTS TO SUIT CUSTOMER NEEDS.

SEALS FOR STEM					
SEAL MATERIAL			PART #		
			SET		KIT
TEFLON® TIP	TEFLON® TIP	— EPDM O-RING	TC0003M	— SET	TC0003M — KIT
	TEFLON® TIP	— VITON® O-RING	TC0003N	— SET	TC0003N — KIT
	TEFLON® TIP	— RED SIL. O-RING	TC0003P	— SET	TC0003P — KIT
	TEFLON® TIP	— CLR. SIL. O-RING	TC0003Q	— SET	TC0003Q — KIT
	TEFLON® TIP	— KALTRAZ® O-RING	TC0003K	— SET	TC0003K — KIT
ELASTOMER TIP	EPDM TIP	— EPDM O-RING	TC000ZM	— SET	TC000ZM — KIT
	VITON® TIP	— VITON® O-RING	TC000ZN	— SET	TC000ZN — KIT
	RED SIL. TIP	— RED SIL. O-RING	TC000ZP	— SET	TC000ZP — KIT
	CLR SIL. TIP	— CLR. SIL. O-RING	TC000ZQ	— SET	TC000ZQ — KIT
	KALTRAZ® TIP	— KALTRAZ® O-RING	TC000ZK	— SET	TC000ZK — KIT

**NOTES:**

- 1 SET CONTAINS = (1) TIP, (1) O-RING, (1) DOWEL PIN
- 1 KIT CONTAINS = (5) TIPS, (5) O-RINGS, (5) DOWEL PINS

LOCK SCREWS	
PART#	6B000HA

**NOTES:**

- 1 UNIT = (3) LOCK SCREWS + (1) ALLEN WRENCH

O-RING LUBE	
PART#	6Z0009

**NOTES:**

- PLEASE REFER TO FLT O-RING LUBE DATA SHEET FOR SPECIFICATION